

PRODUCT DATASHEET

Confidex Survivor™



All-surface tag for logistics, transportation and yard management applications with top performance

ELECTRICAL SPECIFICATION

Device type

Class 1 Generation 2 passive UHF RFID transponder

Air interface protocol

EPCGlobal Class1 Gen2 ISO 18000-6C

Operational frequency

EU 865 - 869 MHz

US 902 - 928 MHz

IC type

Impinj Monza4QT

Impinj Monza4E (upon special request)

Memory configuration

With Monza 4QT: EPC 128 bit; User 512 bit; TID 96 bit

With Monza 4E: EPC 496 bit; User 128 bit; TID 96 bit

EPC memory content

Unique number encoded as a default

Read range (2W ERP)*

On metal up to 18m / 60ft

Other materials up to 16m / 52ft

Applicable surface materials*

All surfaces

* Read ranges are theoretical values that are calculated for non-reflective environment, in where antennas with optimum directivity are used with maximum allowed operating power according to ETSI EN 302 208 (2W ERP). Different surface materials may have an effect on performance. In real environment the read range may also be much longer.

PERSONALIZATION OPTIONS

Pre-encoding

- Customer specific encoding of EPC or user memory. Locking permanently or with password

Customized data label

- Customer specific layout including logo, text, numbers, barcodes etc.

Customized laser engraving

- Customer specific layout including logo, text, numbers, barcodes etc.

MECHANICAL SPECIFICATION

Tag materials

High quality engineering plastics.

Weight

31 g

Delivery format

Single

Amount in box

100 pcs

Dimensions

155mm x 26mm x 14,5mm / 6.1" x 1.02" x 0.57"



ENVIRONMENTAL RESISTANCE

Operating temperature

-35°C to +65°C / -31°F to +149°F

Ambient temperature

-35°C to +65°C / -31°F to +149°F

IP classification

IP68

Weather ability

Good, including UV-resistance and sea water

Chemical resistance

No physical or performance changes in:

- 168h Motor oil exposure
- 48h Salt water (salinity 10%) exposure
- 48h Sulfuric acid (10%, pH 2) exposure
- 48h NaOH (10%, pH 13) exposure

Generally good resistance with moderate concentrations of acids, alcohols, alkalis, detergents and cleaners.

Acetone should be avoided

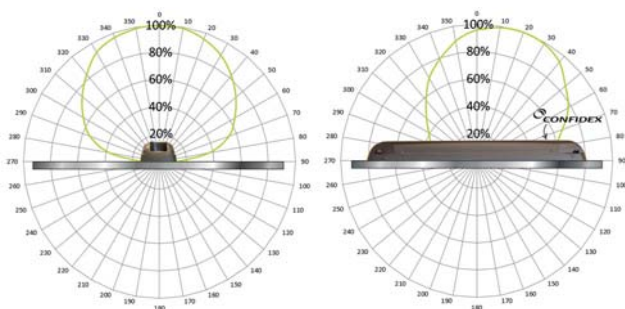
Expected lifetime

Years in normal operating conditions

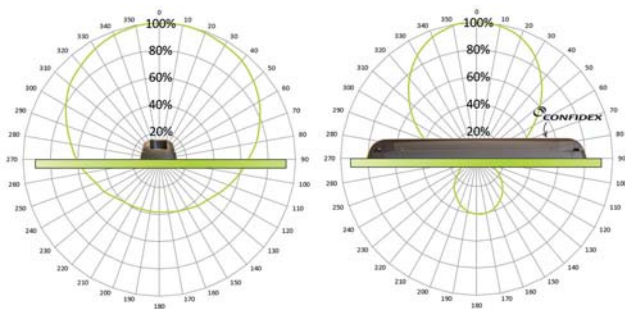
Values in the table are the best recommendations; resistance against environmental conditions depends on the combination of all influencing factors, exposure duration and chemical concentrations. Thus, product's final suitability for certain environmental conditions is recommended to be tested. Contact Confidex for more specific information.

RADIATION PATTERNS

On metal



On plastic



INSTALLATION INSTRUCTIONS

Confidex Survivor™ can be attached with several fixing methods:

1. High performance acrylic adhesive (not included by default)

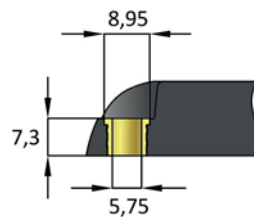
When background adhesive is ordered the tag is delivered with adhesive attached. Clean and dry the surface for obtaining the maximum bond strength. Ideal application temperature is from +21°C to +38°C (+70°F to +100°F), bond strength can be improved with firm application pressure and moderate heating from +38°C to +54°C (+100°F to +130°F). Installation at temperatures below 10°C (50°F) is not recommended.

2. Other adhesive fixings
 - Polyurethane adhesives
 - Epoxies
 - Silicone sealants

Structural adhesives like 3M DP410 provide very high bond strength and resistance against mechanical stress. When tag is attached with sealant adhesive, insert a layer of sealant under the tag and press the tag on the surface. Increase the bond by adding extra sealant from the tag holes. Insert maximum 2mm layer of adhesive under the tag. Please refer to adhesive supplier for exact fixing instructions.

3. Screw or pop rivet

Mechanical fixing is recommended to be used in every application that includes risk for high mechanical stress or low temperature during tag fixing. Refer the dimensional picture for selecting the best size for screw or pop rivet.



4. Cable tie

Confidex Survivor™ has specific design that allows also plastic or metallic cable ties to be used for fixing. Maximum width of tie is 4mm. Please see picture below for an example.



Polarization of Confidex Survivor™ is according to its longest dimension.

ORDER INFORMATION

Product number: 3000855
Product name: Confidex Survivor™ M4QT ETSI

Product number: 3000856
Product name: Confidex Survivor™ M4QT FCC

For other versions, additional information and technical support contact Confidex Ltd.

DISCLAIMER

THE MATERIALS, PRODUCTS AND SERVICES ARE SOLD SUBJECT TO ITS STANDARD CONDITIONS OF SALE, WHICH ARE INCLUDED IN THE APPLICABLE DISTRIBUTOR OR OTHER SALES AGREEMENT. ALTHOUGH ANY INFORMATION, RECOMMENDATIONS, OR ADVICE CONTAINED HEREIN IS GIVEN IN GOOD FAITH, CONFIDEX MAKES NO WARRANTY OR GUARANTEE, EXPRESS OR IMPLIED, (i) THAT THE RESULTS DESCRIBED HEREIN WILL BE OBTAINED UNDER END-USE CONDITIONS, OR (ii) AS TO THE EFFECTIVENESS OR SAFETY OF ANY DESIGN INCORPORATING ITS PRODUCTS, MATERIALS, SERVICES, RECOMMENDATIONS OR ADVICE. EXCEPT AS PROVIDED IN CONFIDEX STANDARD CONDITIONS OF SALE, CONFIDEX AND ITS REPRESENTATIVES SHALL IN NO EVENT BE RESPONSIBLE FOR ANY LOSS RESULTING FROM ANY USE OF ITS MATERIALS, PRODUCTS OR SERVICES DESCRIBED HEREIN.

Each user bears full responsibility for making its own determination as to the suitability of Confidex products, materials, services, recommendations, or advice for its own particular use. Each user must identify and perform all tests and analyses necessary to assure that its finished systems incorporating Confidex products, materials, or services will be safe and suitable for use under end-use conditions. Nothing in this or any other document, nor any oral recommendation or advice, shall be deemed to alter, vary, supersede, or waive any provision of this Disclaimer, unless any such modification is specifically agreed to in a writing signed by Confidex.