

# PRODUCT DATASHEET

## Confidex Survivor™



All purpose tag for logistics and transportation applications with top performance

### ELECTRICAL SPECIFICATION

#### Device type

Class 1 Generation 2 passive UHF RFID transponder

#### Air interface protocol

EPCGlobal Class1 Gen2 ISO 18000-6C

#### Operational frequency

EU 865 - 869 MHz

US 902 - 928 MHz

#### IC type

NXP UCODE G2XM

#### Memory configuration

EPC 240 bit; User 512 bit; TID 64 bit

#### EPC memory content

Unique number encoded as a default

#### Read range (2W ERP)\*

EU on metal up to 9 m / 30 ft

US on metal up to 11 m / 36 ft

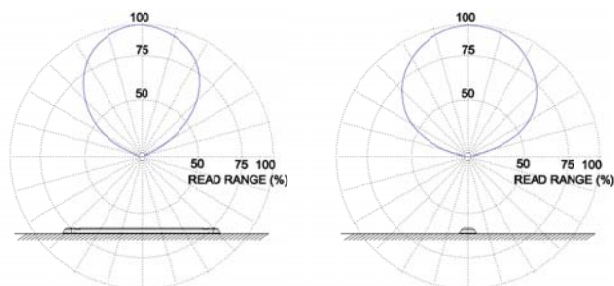
#### Applicable surface materials\*

Metallic surfaces

\* Read ranges are theoretical values that are calculated for non-reflective environment, in where antennas with optimum directivity are used with maximum allowed operating power according to ETSI EN 302 208 (2W ERP). Different surface materials may have an effect on performance.

### RADIATION PATTERNS

#### On metal



### MECHANICAL SPECIFICATION

#### Tag materials

High quality engineering plastics.

#### Weight

25 g

#### Delivery format


Single

#### Amount in box

250pcs

#### Dimensions

224 x 24 x 8 mm / 8.8 x 0.94 x 0.31 in



### ENVIRONMENTAL RESISTANCE

#### Operating temperature

-35°C to +85°C / -31°F to +185°F

#### Ambient temperature

-35°C to +85°C / -31°F to +185°F

#### IP classification

IP67

#### Weather ability

Good, including UV-resistance and sea water

#### Vibration resistance

- JESD22-B103B, service condition 2; vibration that is aligned with tag height (z-axis)

#### Chemical resistance

No physical or performance changes in:

- 168 hour Motor oil exposure
- 168 hour Salt water exposure (salinity 10%)
- 168 hour Sulfuric acid (10%, pH 2) exposure  
metal background laminate may loosen.
- 24 hour NaOH (10%, pH 13) exposure  
metal background laminate may corrode which affects non-metal performance.

Generally good resistance with moderate concentrations of acids, alcohols, alkalis, detergents and cleaners. Acetone should be avoided.

#### Expected lifetime

Years in normal operating conditions

Values in the table are the best recommendations; resistance against environmental conditions depends on the combination of all influencing factors, exposure duration and chemical concentrations. Thus, product's final suitability for certain environmental conditions is recommended to be tested. Contact Confidex for more specific information.

## PERSONALIZATION OPTIONS

### Pre-encoding

- Customer specific encoding of EPC or user memory. Locking permanently or with password.

### Customized data label

- Customer specific layout including logo, text, numbers, barcodes.

### Customized laser engraving

- Customer specific layout including logo, text, numbers, barcodes.

## INSTALLATION INSTRUCTIONS

Polarization of Confidex Survivor™ is according to its longest dimension.



Confidex Survivor™ can be attached with several fixing methods:


1. Mechanical fixing
  - Cable ties (metal or plastic)
  - Screws (size M5)
  - Pop rivets (size 4,8 mm)

Mechanical fixing is recommended to be used in applications that includes risk for high mechanical stress or low temperature during tag fixing. During fixing make sure there is no air gap left in between the metal surface and tag.

2. Adhesive fixing
  - Silicone sealants

Silicone sealants like Dow Corning AS 7096 provide very high bond strength and resistance against mechanical stress. When tag is attached with sealant adhesive, insert a layer of sealant under the tag and press the tag on the surface. Increase the bond by adding extra sealant from the tag holes. Confidex Survivor™ is not sensitive to silicone sealant thickness under or on the sides of the tag. Please refer to silicone sealant supplier for exact fixing instructions.

3. Additional fixing tools
  - Concave part



Additional concave part can be used when Confidex Survivor™ should be attached on curved surface, such as small pipes and metal profiles with round cross section (diameter 34mm). With concave part the tag attachment is easy and during the use the concave part will give even better mechanical structure for the tag. Concave part and tag are delivered separately and they will be combined during the tag assembly. Concave part is attached together with tag using same mechanical fixing.

## ORDER INFORMATION

**Product number:** 3000064  
**Product name:** Confidex Survivor™ ETSI G2XM

**Product number:** 3000065  
**Product name:** Confidex Survivor™ FCC G2XM

For other versions, additional information and technical support contact Confidex Ltd.

### DISCLAIMER

THE MATERIALS, PRODUCTS AND SERVICES ARE SOLD SUBJECT TO ITS STANDARD CONDITIONS OF SALE, WHICH ARE INCLUDED IN THE APPLICABLE DISTRIBUTOR OR OTHER SALES AGREEMENT. ALTHOUGH ANY INFORMATION, RECOMMENDATIONS, OR ADVICE CONTAINED HEREIN IS GIVEN IN GOOD FAITH, CONFIDEX MAKES NO WARRANTY OR GUARANTEE, EXPRESS OR IMPLIED, (i) THAT THE RESULTS DESCRIBED HEREIN WILL BE OBTAINED UNDER END-USE CONDITIONS, OR (ii) AS TO THE EFFECTIVENESS OR SAFETY OF ANY DESIGN INCORPORATING ITS PRODUCTS, MATERIALS, SERVICES, RECOMMENDATIONS OR ADVICE. EXCEPT AS PROVIDED IN CONFIDEX STANDARD CONDITIONS OF SALE, CONFIDEX AND ITS REPRESENTATIVES SHALL IN NO EVENT BE RESPONSIBLE FOR ANY LOSS RESULTING FROM ANY USE OF ITS MATERIALS, PRODUCTS OR SERVICES DESCRIBED HEREIN.

Each user bears full responsibility for making its own determination as to the suitability of Confidex products, materials, services, recommendations, or advice for its own particular use. Each user must identify and perform all tests and analyses necessary to assure that its finished systems incorporating Confidex products, materials, or services will be safe and suitable for use under end-use conditions. Nothing in this or any other document, nor any oral recommendation or advice, shall be deemed to alter, vary, supersede, or waive any provision of this Disclaimer, unless any such modification is specifically agreed to in a writing signed by Confidex.